

DSP8015

8" 15W Ceiling Speaker



Description

DSP8015 is an 8-inch 15W ceiling speaker featuring a sleek design with rounded edges and a RAL white coated carbon alloy aluminum mesh for aesthetic integration. It offers powerful audio with a wide frequency response and meets IEC standards for reliability, ideal for offices, retail, and hospitality venues.

Features

- Built-in 100V transformer
- In-ceiling type loudspeaker
- 8"x1 speaker unit
- Rated power output at 15W
- Freq. Response:60Hz-17kHz
- High sensitivity: 97±2dB
- Mas SPL: 109±2dB
- ABS Ivory White engineering plastic
- Fast installation by rotating clip

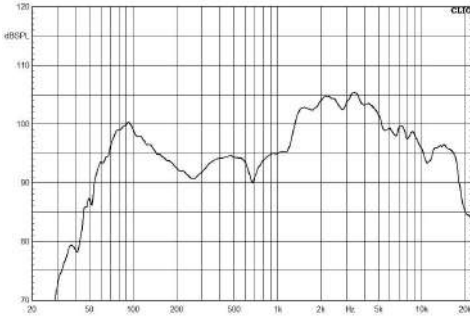
Specifications

Model	DSP8015
Unit Driver	8"x1
Rated Power (100V)	15W
MAX. POWER	30W
Rated Input	70/100V
Sensitivity (1m, 1W)	97dB±2dB
MAX. SPL. (1m)	109dB±2dB

Freq. Resp.	60Hz-17kHz
Cut-out Size	Φ205-210mm
Dimension	Φ232x110mm
Weight	1.1kg

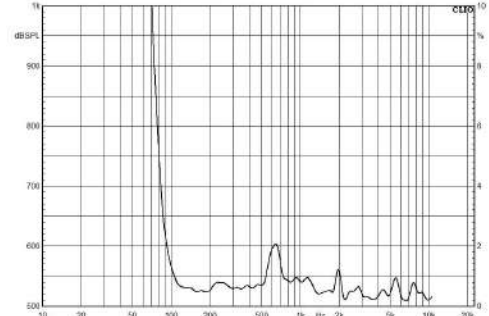
Technical Performance

Frequency Response
(dB SPL, 1W, 1m)

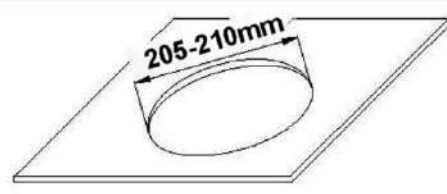
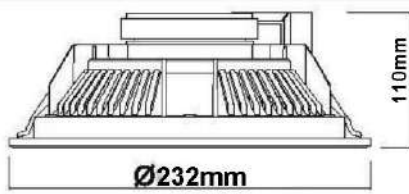


Distortion

(THD < 1.5% 1W, 1m, 100Hz-10kHz)




Installation



1. Cut a mounting hole on the ceiling with a diameter of 205-210mm (as shown above)
2. Adjust the clamps of the speaker based on different ply of ceiling.
3. Connect audio broadcasting wire to the terminals according to the table below.

Power Terminals	Line Voltage	70V	100V
Black---Green		2W	4W
Black---Yellow		4W	8W
Black---Blue		8W	15W
Black--- White		15W	---

4. Turn up the clamps of the speaker and insert them into the mounting hole on ceiling and then release them as shown below. **(It is recommended to wear your working gloves for safety.)**



5. Finally, check that it is secure and steady.